



## Exploration and Discovery

### ANSWERS

Start at the *Hartog to de Vlamingh* gallery.

Find this image:



Where did this scene happen?

AMSTERDAM

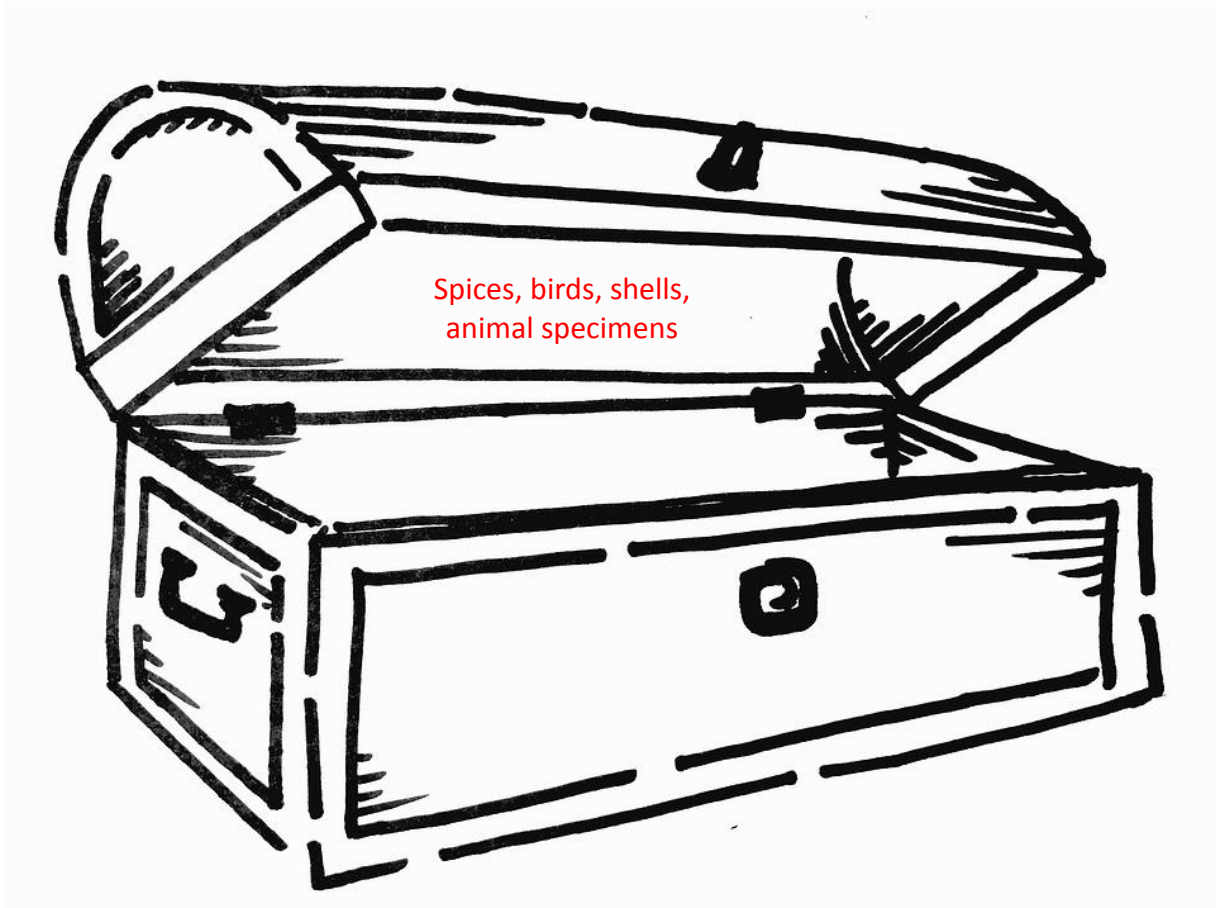
What do you think is happening in this scene? STUDENTS OWN INTERPRETATION  
(Correct answer is over the page)

In which years did the ships leave and return? 1 May 1598 to 26 July 1599

How long did their journey take? 15 months

The ships in the picture over the page are firing cannons in celebration, and the people in the small boats are welcoming them back. They are excited as they have been waiting for a long time for treasures brought from far away countries.

What were some of these treasures? *(Hint: look in the cabinet in front of the painting!)*  
Write your answers in the treasure chest below.



Would the same items be considered treasures today? Why / why not?

Student's own ideas.

**Find the globe** (to the left of the big painting) and an example of an early map. Write down at least three ways in which the old maps are different to maps of the world today.

Old maps include pictures of gods and monsters

Different place names

Different continent/country outlines


Different map conventions (ie. lines of longitude and other location identifying devices)

**Make your way to the square wooden portholes and watch the vision of the WA coast.**

Land Ahoy!

Imagine you are a ship's captain standing on the deck of your ship after spending months at sea. You left the bustling, crowded city of Amsterdam, and are now seeing Western Australia for the first time. What might be your first impression?

Write a short 'log' (diary) entry, describing your thoughts and what you saw. **Student's own responses**



**Within the gallery**, find and describe an example of the following:

A tool or instrument that helped explorers work out where they were or where they were going.	Astrolabe Also: sand glass, dividers, brass, protractor, meridian ring
A Western Australian plant or animal that an early explorer found interesting.	Black swan
An object used for trade.	Beads, elephant tusk, lead ingot, tea bowls/sources, pins, wire, coins
A weapon aboard a trade or exploration ship.	Grenade, musket, sword
An object used for eating or drinking.	Spoon, bowl, chalice, cauldron, beardman jug
A memento or a plaque telling people that a place has been visited by an explorer.	Dirk Hartog/de Vlamingh plates

Imagine *you* were going on a long journey to unknown lands today. What would you take with you to help you find your way, record what you see, and survive along the way?

Student's own responses

---



---



---

**Make your way upstairs to the *Dutch Wrecks Gallery*.**

Here you will see lots of things found on ships which sank near the Western Australian coast.

Can you find the following?

Find something made out of...	Object (examples)	What makes this object look old? (Try to think of things other than 'it's broken')
Glass	Utility glasses, bottles	Cracked, different colour, not 100% see-through, covered with a powdery coating
Clay	Pipes, beardman jugs	Designs worn away, discoloured, cracked
Wood	Billet crates, Batavia wreck	Uneven, unpolished, full of holes
Silver	Jugs, plates	Not shiny, incomplete
Fabric or leather	Gun powder bag, bits of lace	Faded, dirty, frayed, in small bits (disintegrated)
Ivory	Elephant tusk	Not shiny, not smooth, cracked, discoloured
Iron or other metal	Coins, bucket, frying pan	Rusty, bent, dull

Back at school, you might want to do some research about how objects change with age and how museums look after their collections.

Look for some old coins here in the **Dutch Wrecks Gallery**. The coins have foreign writing and pictures on them.

What do you think we can learn from the writing on the coins? **Student's own responses – correct guess: establish country of ownership, name of monarch, value, date made**


Describe some of the images on the coins. **symbols, coats of arms, crowns, people, horses**

---


How are these old coins similar or different to the coins we use today?

**Different size, irregular in shape, different designs**  
**Same principle of detailing country of origin, monarch, value/denomination, dates**

Imagine you had your own kingdom or empire. Design a coin for it!



*Obverse side ('heads' or front)*



*Reverse side ('tails' or back)*



**Find the wreck of the *Batavia*, which sank off the Abrolhos Islands in 1629.**

The story of what happened before and after the wreck is long, gruesome and complicated... but here are some of the main 'events'. Can you match each part of the story to the correct picture?

1. The ship was on its way from the Netherlands (Holland) to Batavia (Indonesia) with over 300 people and 12 chests of silver coins. There were some men on board the ship who were planning to take over (this is called a mutiny).

(D)

A.



2. Before the men could carry out their mutiny, the ship ran into a reef off the coast of Western Australia and began to sink. Most of the people on the ship made it to some small, dry islands. The ship's captain left to get help.

(C)

B.



3. After they left, the mutineers began killing the survivors on the small islands. Some brave soldiers finally managed to capture the main mutineer in charge.

(E)

C.



4. When the rescue ship arrived, the soldiers sent rescuers smoke signals and they raced to tell the story of the horrible deeds.

(A)

D.



5. The mutineers were severely punished, with the worst offenders being hanged on the islands or having their hands chopped off!

(B)

E.

