



I'm going to the Museum of the Goldfields!



Temporary Exhibitions



British Arms Hotel



Miners Cottage



Our Place: Stories from the Goldfields



The Vault



Ivanhoe Headframe



WA Bank Replica & Sensory Room



Trade Union Banners




I am going to the Museum of the Goldfields. It's exciting!

The museum is a big place with lots of interesting things to see and learn about.



When I get there, I can go in through the main entrance.

This is a good place to start!



The museum has a sensory backpack I can borrow.
This backpack has items to help keep me calm like fidgets and headphones.
It has tools to help me see the galleries up close and from a distance.
There are also visual aids to help me plan my visit.
An adult can help me use this backpack to make my visit calm and fun!

Museum Rules



Check the museum signs or ask before touching any of the exhibits



You can take photos without a flash. Please turn your phone / camera flash off




**Food is only allowed in the courtyard and out the front entrance.
Please do not eat in other areas of the museum**



Service Dogs are allowed in the museum



The museum is a No Smoking area




The museum has some rules.

When I'm inside the museum, I will try my best to follow the rules.

When I follow the rules, I will be helping to protect all the special objects in the museum.

This is a good thing!



There will be other people at the museum too.


Some will be visitors like me, and some will be people who work there.

The people who work at the museum wear a uniform and have a badge; they are called staff.

- **Use a quiet voice inside**



- **Walk (don't run)**



- **Wait for my turn**



- **Stay close to the people I came with**




The museum is for everyone to enjoy.


I will try to be considerate of the other people at the museum.

I can do this by using a quiet voice inside, walking calmly and waiting my turn.

I will try to stay close to the people I came with while in the museum. This will keep me safe!



I might need a ticket for some parts of the museum.
If I need to buy a ticket, I might have to wait in line first. That's okay!
I will try my best to stay in line and stand quietly while I wait.



I can ask for a map of the museum at the front counter.

The map will show me where things are in the museum.

I can look at the galleries at my own pace.



Hi I'm Geoff,
In this gold vault we have
real gold...




I can also go on a tour. A tour is for a group of people visiting the museum.

The tour is a staff member from the museum walking around and
telling the group about each gallery and what is in it.



Lift



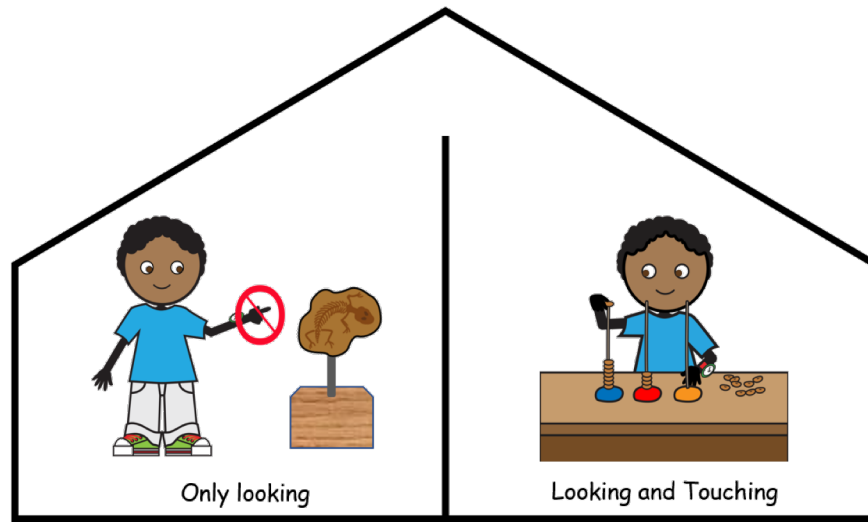
Stairs

There is a Lift to help people move easily between the levels.

I can use the stairs to get to other parts of the museum.

There are also ramps and walkways at some parts of the museum.

There will be signs in the museum to help me find my way to the different places.



Some galleries might have activities where I can look **and** touch.


I will try to follow the rules. If I'm not sure, I will ask an adult if it is okay to touch the objects.

If I am only allowed to look:

- ✓ I can walk up to the object and stop 2 steps away from it



- ✓ I will use my eyes, but not my hands, to look at all the parts of the object



- ✓ While I am looking at the object, I can fold my hands in front of me, cross my arms, put my hands behind my back or keep them at my sides




or



or




or





If I need to go to the toilet, I'll tell the adult I am with.
There are toilets near the front counter.



Bring



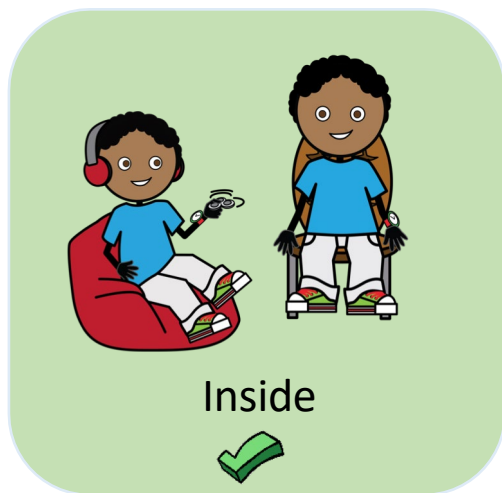


I can bring my own food and drink to the museum.

I can eat and drink outside in the courtyard or at the front under the headframe.

There is a water fountain in the courtyard to drink water from or fill my water bottle.

I will put my rubbish in the bin.

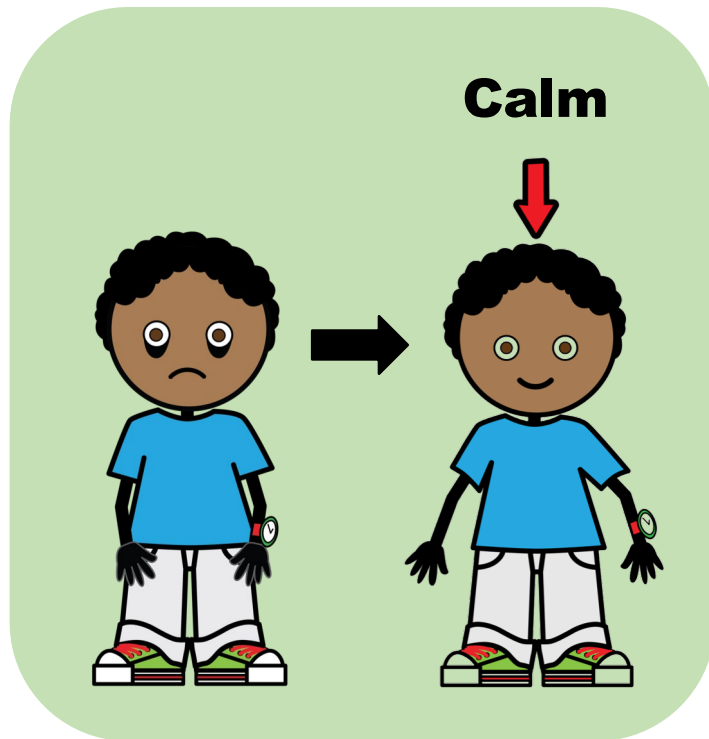


If I need a break, I'll tell the adult I am with.

There are quiet places inside the museum where I can go to relax.

There is a sensory tent and calm box located in the WA Bank for me to use if I need.

There are also places outside the museum where I can go if I need to
move my body or get some fresh air.



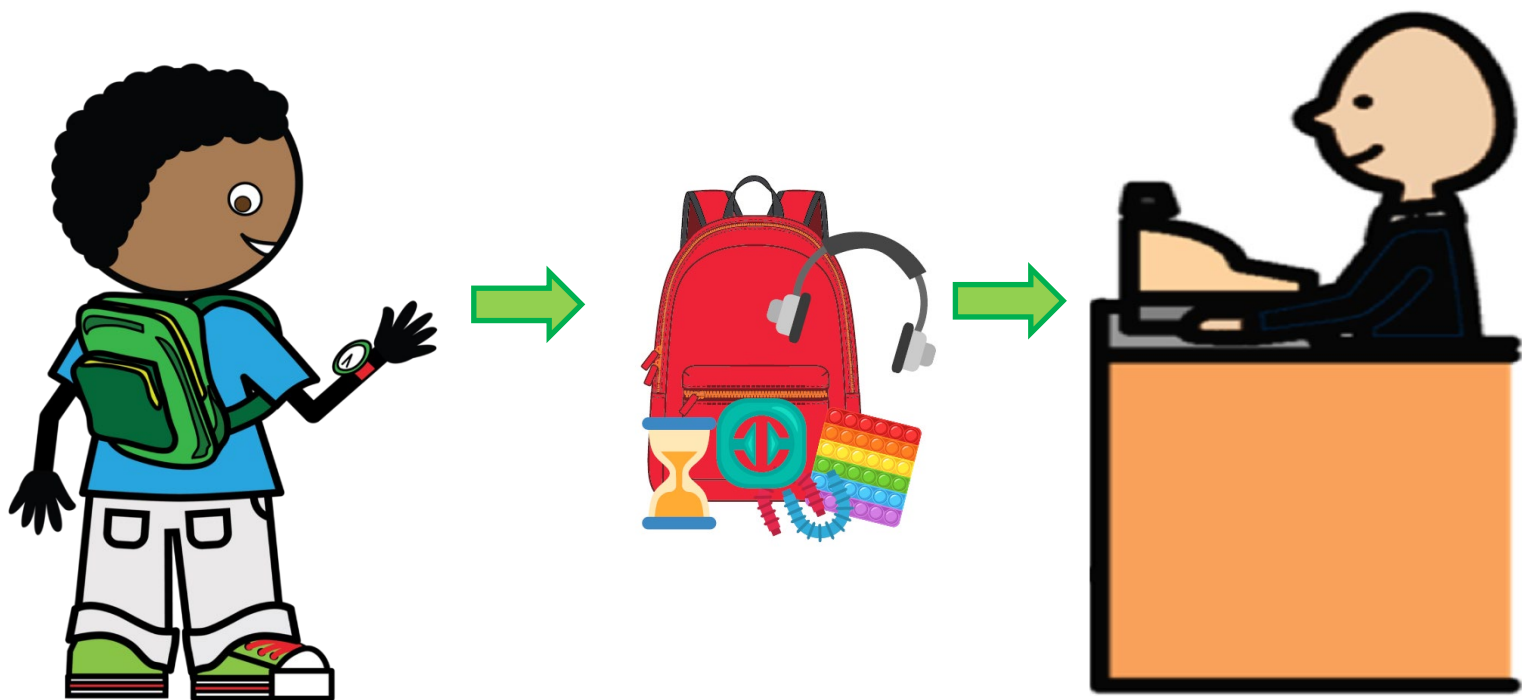
If I get lost or separated from the people I came with, I will try to stay calm.
I can ask the staff who works at the museum for help.



The museum also has a Gift Shop.


The objects in the Gift Shop are for museum visitors to buy.

I will try to stay close to the adult I am with in the Gift Shop.



Before leaving the museum, if I have borrowed a sensory backpack,
I will give this back to the staff at the front counter.

I will also make sure I have all my items I bought to the museum to take home.



I will learn about lots of interesting things when I visit the
Museum of the Goldfields!



Cover Photo: Abby Murray Photography.



This resource was created using Smarty Symbols Images under commercial license(2020).