


Visiting the Museum of Geraldton





I am going to visit the Museum of Geraldton.

When I arrive, I might need to wait in a line to get my ticket from the front Reception counter.




Food and drinks are not allowed in the museum. This is so everything in the museum stays clean and safe. If I need water, there is a drink fountain down the hall near the front Reception Desk.



When I go into the Museum, I can see things about man-made history and natural history.



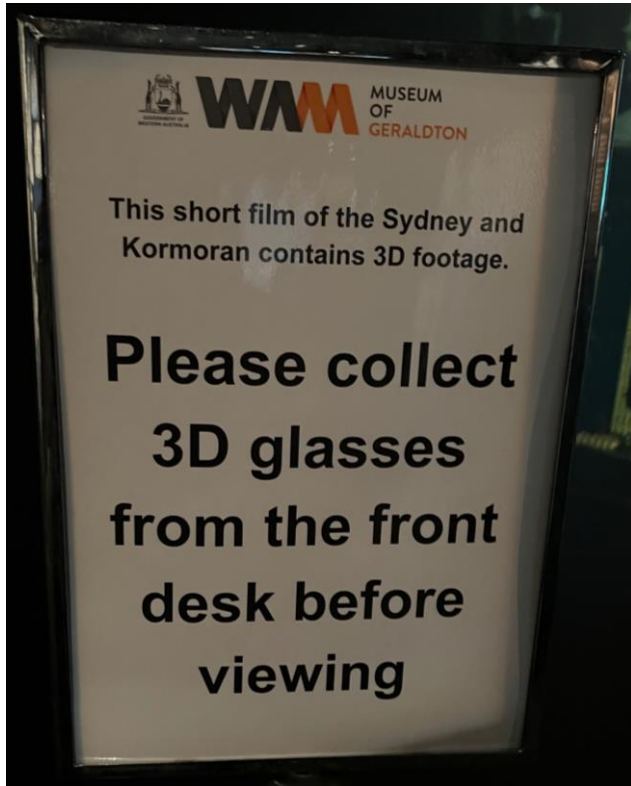
When I look at exhibits around the Museum, there are some things I can touch and some things I cannot touch. This keeps everyone safe. This sign shows me what things in the museum I cannot touch. If I'm not sure, I can ask the adult with me.



I can do some fun craft activities in the Kids Corner near the Natural History Exhibition.



I can also go on a 'Guided Tour' of the 'Shipwrecks Gallery'. A Tour Guide will come and explain all the exhibits.



I can watch a 3D movie in the theatre, about two war ships that sank near Western Australia. I can collect special 3D glasses from the Reception desk to use when I watch the movie.



It will get dark inside the theatre, so it is important that I stay with my parents or supervising adult so it will help keep everyone safe.



The toilets and drink fountains are near the front Reception desk. I can ask the staff to show me where they are.



break



If there is too much noise or I feel overwhelmed, I can ask for a break, or put on headphones. I can take a break in the Parent Room.



Before I leave the Museum, I need to return my 3D glasses to the Reception desk.



Visiting the Museum of Geraldton is fun!



Boardmaker.

This resource was created using Boardmaker Symbols.