

# **Visual story:**

**Accessing the 'Ngalang Koort Boodja Wirn' Exhibit.**

**A step-by-step visual and written guide for visitors attending the 'Ngalang Koort Boodja Wirn' exhibit.**

## **What is a Visual Story?**

**Visual stories are simple and easy to follow. They help people get ready for new places or situations by making things more predictable.**

**This makes the process feel familiar  
and reduces anxiety and stress.**


## Welcome to the 'Ngalang Koort Boodja Wirn' Exhibit.


This exhibition celebrates the stories and experiences of Western Australia's Aboriginal and Torres Strait Islander peoples. It respectfully acknowledges traditional knowledge, protocols, and communication practices, while honouring the resilience and strength of Aboriginal communities.



Once you enter the museum, and buy your ticket, turn right and walk towards the exhibit.

Step into the entrance of the exhibit.






Inside you will find videos on screens of First Nations peoples telling their stories.





Come and explore the stories and history. Take your time. Walk around.



If you need to sit and reflect, there are plenty of little nooks and seating areas.



Come and look at the cultural area.





Learn about the history of the invasion and how that has affected and still affects Aboriginal communities.

After spending time, walking and reflecting through the exhibition, exit out of the exhibit.

Thank you for coming to see the Ngalong Koort Boodja Exhibit and enjoy our other exhibits!

